

Partnerships for Learning at O.L.D. in 2020



Year 6

Prayer

Parents and Teachers

I dreamed I stood in a studio
And watched two sculptors there
The clay they used was a young child's mind
And they fashioned it with care

One was a teacher, the tools he used
Were books and music and art
One was a parent with a guiding hand
And a gentle loving heart

Day after day the teacher toiled
With a touch that was deft and sure
While the parent labored by his side
And polished and smoothed it over

And when at last the time had passed
They were proud of what they had wrought
For the things they had moulded into the child
Could never be sold or bought

And each agrees they would have failed
If they had worked alone
For behind the parents stood the school
And behind the teacher, the home

Mrs Katherine Cole

Started teaching in 2004 at Our Lady of Hope Catholic School in Adelaide.

Teaching at Our Lady of Dolours since 2007.

Bachelor in Junior Primary/Primary and Health and Physical Education.

Married with 2 girls – Jordan and Matilda. Husband Michael.



Teaching Philosophy

I believe that all children are unique and have something special that they can bring to their own education. I will assist my students to express themselves and accept themselves for who they are, as well embrace the differences of others.

Every classroom has its own unique community; my role as the teacher will be to assist each child in developing their own potential and learning styles. I will present a curriculum that will incorporate each different learning style, as well as make the content relevant to the students' lives. I will incorporate hands-on learning, cooperative learning, projects, themes, and individual work that engage and activate students learning.

OLD Theme 2020

Embrace the Challenge



Professional artwork still in progress

Whole School Teaching and Learning Vision

- We believe that all students can *think, learn, inquire and create*
- We believe that all students can *get along* with and *care for* others
- We believe that all students *can act* so they can *make a difference* in the world.

Think and Learn

Act to Make a
Difference

The Kid in the Crest

Get along with and
care for others



Thinking and Learning

Learning Areas

- National Curriculum
 - English,
 - Mathematics,
 - Science,
 - HASS – History & Geography, Economics & Business & Civics & Citizenship
 - Design & Digital Technology;
 - Health & Physical Education;
 - Arts – Dance, Media, Visual Arts, Music and Drama
 - LOTE - Japanese
- Brisbane Catholic Education
 - Religious Education





KEYS TO BEING A SUCCESSFUL LEARNER

When you are asked about your learning, look to the keys.
'I answer with a sentence, not one word.'

Thinking and Learning Reflective Practises



Thinking and Learning

- Assessment and Reporting
 - Open days;
 - Celebration of Learning (Term 1 and Term 3);
 - Summative Reports;
 - Reflection and Goal setting;
 - Parent/Teacher Meetings;
 - Samples of work (Portfolio);
 - Informal meetings;
 - Support Teachers: Inclusive Education (ST:IE).

Thinking and Learning

- Supporting Learning
 - Differentiated Approach,
 - Classroom Adjustments,
 - Support and Enrichment,
 - School Officers

Mrs. Linda Dwyer- Learning Support Teacher (ST-IE)

Mrs. Mary-Ann Fogerty – Primary Learning Leader (PLL)



Thinking and Learning

Homework

Homework tasks in Year 6 may include:

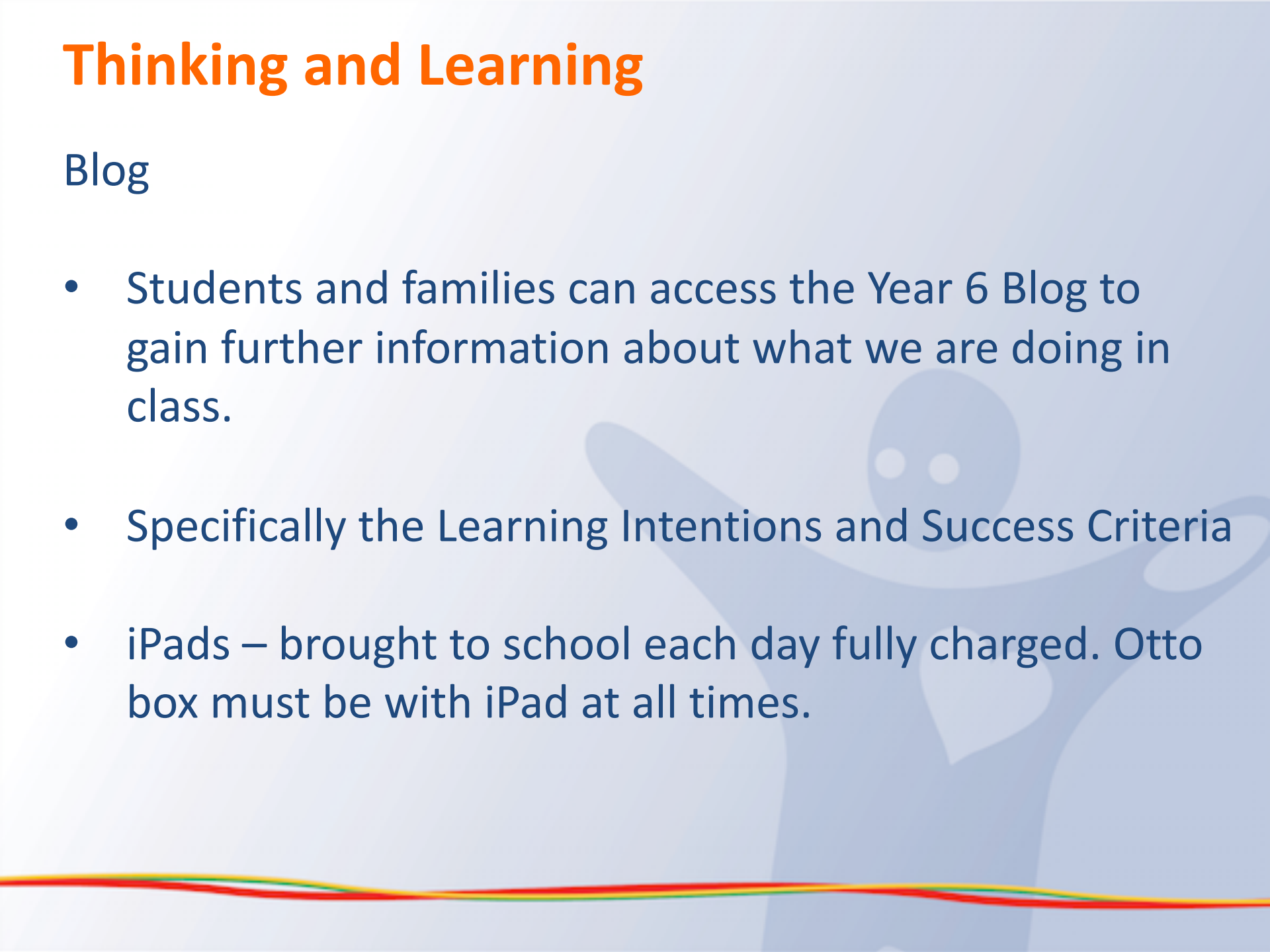
- Daily reading to, self; with and by parents, sibling or other family members;
- Math Revision
- English – Spelling, Grammar, Punctuation, Reading Comprehension
- Flipped Tasks – Reading in preparation for classroom task;
- Meditation
- Our World Activities – home tasks and thoughtful discussions with families.
- Linking concepts with familiar activities such as shopping, preparation of food, local environment and family outings;
- Conversations about what is happening at school;
- Blog with online activities.

In Year 6 , homework will be set up for maximum of 30 minutes a night.

From Friday Week 3 Term 1, Homework activities will be loaded onto Blog students to download the worksheet to their iPad and then recording their answers in their Homework book. No Printing needed.

Thinking and Learning

Blog

- Students and families can access the Year 6 Blog to gain further information about what we are doing in class.
 - Specifically the Learning Intentions and Success Criteria
 - iPads – brought to school each day fully charged. Otto box must be with iPad at all times.
- 

Thinking and Learning

- Specialist Areas

Physical Education (PE) - 45 minutes Each Monday with Mr. Anthony Ebbage

Japanese – 45 minutes each Monday (Teacher TBC)

Music – 30 minutes each Wednesday with Mrs Deanne Johnson

Art –1-hour Art with Mrs. Theresa Flynn-Clark - Term 2 & Term 4

Design and Digital Technology – Terry Madden - Term 1 & Term 3

Swimming Monday Term 1 (Weeks 3 – 4 - 5)

Getting along with and Caring for Others

Student Behaviour Support



Getting along with and Caring for Others

Playground Expectations

EXPECTATIONS FOR PLAY

Playground Area	Procedure and Expectations
MPC	<ul style="list-style-type: none"> • Students wait outside courtyard near stairs for teacher on duty • Walk behind teacher and wait to go into MPC • Chair stacks are non-play areas • Railings are non-play areas • Shoes remain on • Walking only on ramp and stage • Soft balls and volleyballs to be used appropriately and returned at the end of break
Oval	<ul style="list-style-type: none"> • Remain seated on bitumen near toilets waiting for both teachers on duty • Walk behind the teachers on duty until you are on the oval • Respect the gardens by not passing through them • Climbing wall is for climbing only • Walking only on the top of the climbing wall
Grass Room	<ul style="list-style-type: none"> • Remain seated on bitumen near wire fence waiting for teacher on duty • Walk behind the teachers on duty until you arrive at Grass Room • Bag racks outside OSHC are for bags only • Steps for sitting games only
Courtyard	<ul style="list-style-type: none"> • Skipping and quiet play before school and at breaks • Pack up skipping ropes • Be respectful of all others in the space while playing your games
iCentre	<ul style="list-style-type: none"> • Students wait, seated at the roller door/bench near Prep, for teacher on duty • Walk behind the teacher on duty • Line up outside the iCentre door • Quiet play
Bitumen / Hand Ball	<ul style="list-style-type: none"> • Behind the classrooms is out of bounds without permission • Walking only on concrete areas








General Expectations at Our Lady of Dolours

- ★ School equipment only should be shared at play time
(Act Responsibly)
- ★ Shoes remain on at all times
(Act Responsibly)
- ★ Bags on bag racks
(Act Responsibly / Be Respectful)
- ★ Enter classrooms only if a teacher is present or you have been given permission
(Act Responsibly / Be Respectful)
- ★ Lunch boxes in tubs outside classrooms
(Act Responsibly / Be Respectful)
- ★ No hat, no outdoor play
(Act Responsibly)
- ★ Right place at right time
(Act Responsibly / Strive to Achieve)
- ★ Always walk on concrete areas
(Act Responsibly)



Getting along with and Caring for Others

STUDENT BEHAVIOUR SUPPORT MATRIX

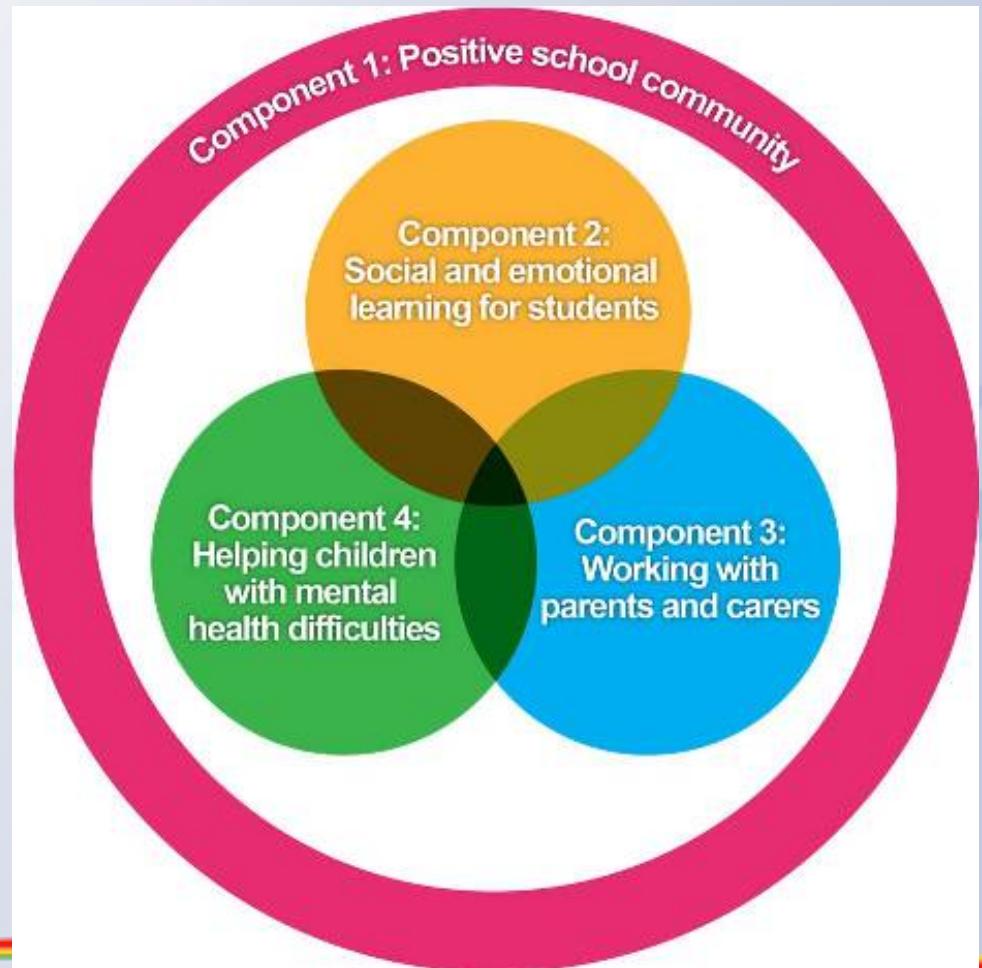
A-B-S	Class Time	Play Time	Eating Time	Toilet	Church and Assembly	Before and After School	YCDI Keys to Success
A CT RESPONSIBLY	<ul style="list-style-type: none"> • Use equipment responsibly • Keep hands and feet to self • Follow adult directions • Reduce, re-use, recycle 	<ul style="list-style-type: none"> • Use equipment responsibly • Wear your hat • Follow adult directions • keep hands and feet to self • Walk in walk zones 	<ul style="list-style-type: none"> • Reduce, reuse recycle • Be seated to eat • Eat your own food 	<ul style="list-style-type: none"> • In, do, out • Wash hands • Use toilets during break times 	<ul style="list-style-type: none"> • Use manners and show respect 	<ul style="list-style-type: none"> • Right time, Right place, • Right action • Wear your hat • Walk bikes, scooters and skateboards in school grounds 	
	<ul style="list-style-type: none"> • Praise, encourage, share • Respect everyone's belongings • Use kind words (please and thank you) • Listen actively • Put your hand up to speak 	<ul style="list-style-type: none"> • Respect the environment • Use kind words • Play fairly • Include others • Respond to bell 	<ul style="list-style-type: none"> • Listen and respond to the adult on duty • Use your manners while eating • Respect the environment 	<ul style="list-style-type: none"> • Use toilets appropriately • In, do, out 	<ul style="list-style-type: none"> • Show reverence • (sit and stand quietly) • Use furniture correctly • Listen actively 	<ul style="list-style-type: none"> • Follow instructions while waiting • Greet and welcome staff, visitors and each other • Right time, Right place, • Right action 	
	<ul style="list-style-type: none"> • Always do your best (take pride) • Seek feedback • Take risks • Be on task • Use time appropriately 	<ul style="list-style-type: none"> • Demonstrate resilience • Try new things 	<ul style="list-style-type: none"> • Use time appropriately 	<ul style="list-style-type: none"> • Follow hygiene practices 	<ul style="list-style-type: none"> • Participate fully 	<ul style="list-style-type: none"> • Know your pick-up arrangements • Be on time 	
S TRIVE TO ACHIEVE							
							

Act to Make a Difference in the World

- Kids Matter Program

Will continue our development of the You Can do It.

- Confidence
- Getting Along
- Organisation
- Persistence
- Resilience



Act to Make a Difference in the World

Religious Life of the School

- Classroom Prayer
- Prayer Assemblies
- Daily Meditation
- Social Justice and Action Projects (eg- Caritas, Winter Appeal, Timor Leste etc)
- 2.5 hours of Religious Education lessons
- Beginning a Student Social Justice Team (new team members each term with a focus of leading the Fundraising efforts).

Parent Teacher Communication

- Weekly concepts on class blog
- Curriculum Overview on class blog
- Email communication pmit@bne.catholic.edu.au
- kcole@bne.catholic.edu.au (on blog)
- All notes for admin to go in the blue folder located under IWB.
- Parent Teacher Interviews – Twice per year (end of Term 1 & end of Term 3).
- Semester Reports – Twice per Year (end of Term 2 & end of Term 4)

Please feel free to make a time if you would like to meet at any stage throughout the year to discuss any issues, questions or concerns in relation to your child's time at school.

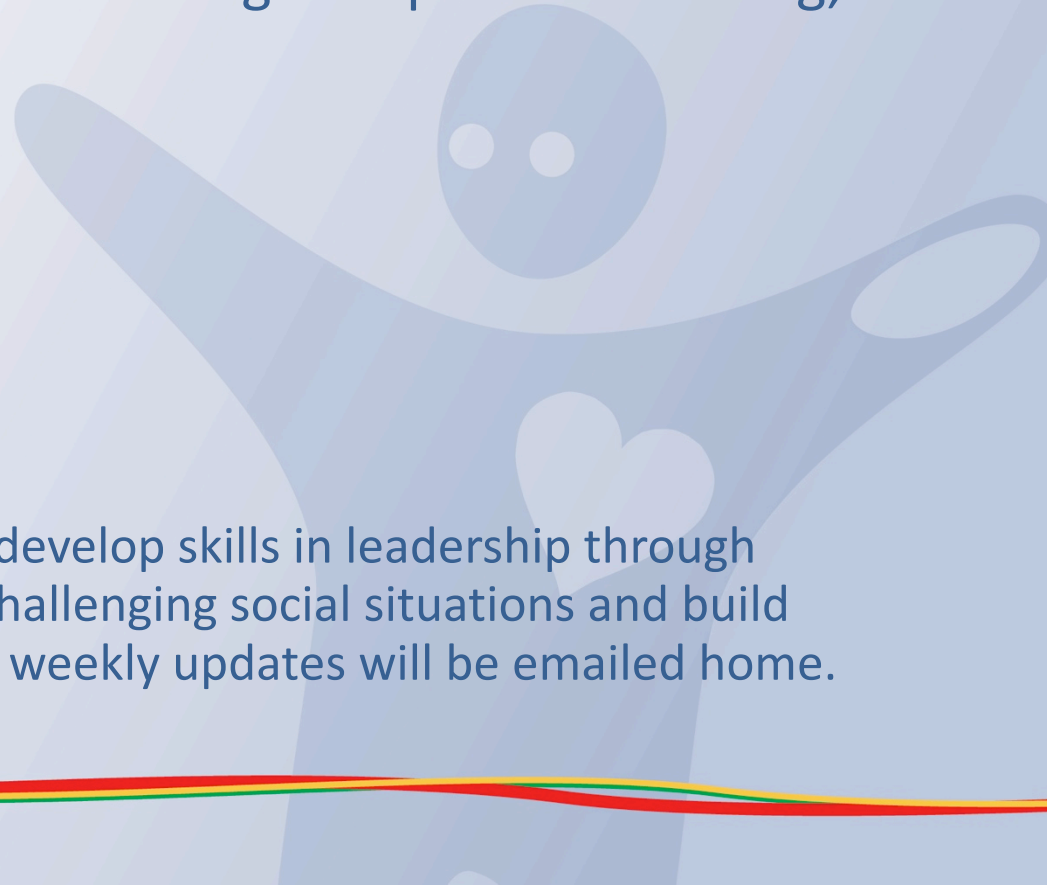
Guidance Counsellor

Guidance Counsellor (GC) Miss Ruth Blackburn
Our Lady of Dolours Monday and Tuesday

Can assist with a range of issues that might impact on learning, including:

- Anxiety
- Friendship/social skills
- Grief and loss
- Behavioural concerns
- Learning difficulties

- Term 1 – Rock and Water to develop skills in leadership through exploring how to deal with challenging social situations and build confidence in self. 5 weeks – weekly updates will be emailed home.



Pastoral Parent

Jacqui Honeywood & Paula Werner



Life in Progress Parent Information Night.

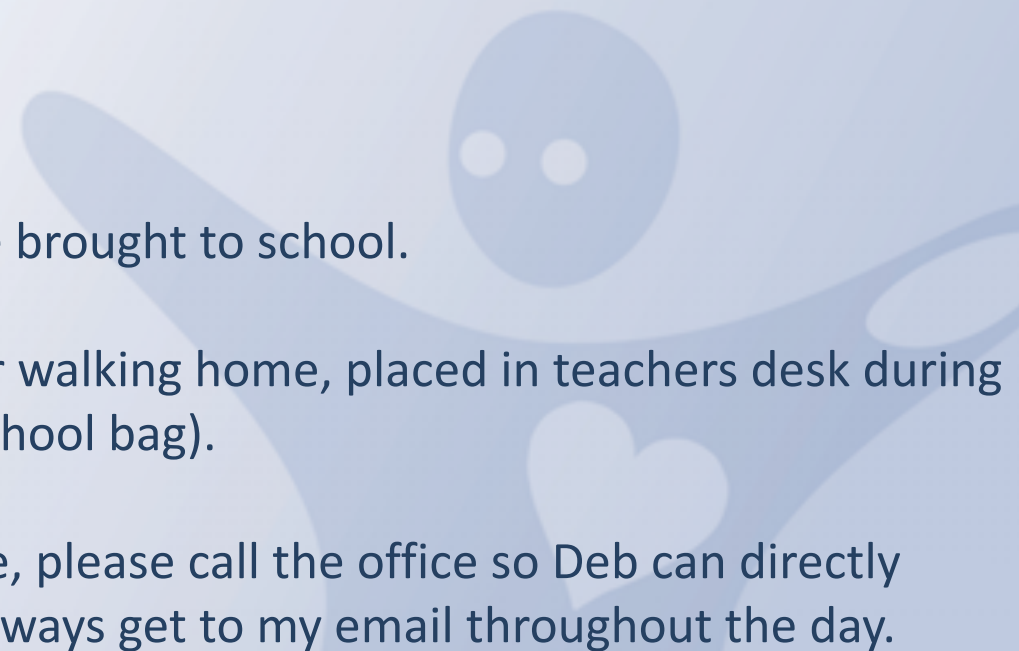

The content of the session will include the following: -

- Outline of BCE shape paper regarding SRE and how this fits with the Australian Curriculum (HPE)
- Overview of normal development processes occurring during puberty
- Cultural and media impact on children's understanding of puberty and sexuality
- Conversations with children regarding puberty
- Overview of content for student sessions including preview of power point presentation
- Discussion regarding parental fears and expectations in relation to the session

Tuesday 10th March - 6:00pm - 7:30 pm



Miscellaneous Matters

- Snack – fruit, vegetables, yoghurt & cheese. In containers to eat at desks during class time.
 - Celebration of student birthdays – cupcakes or ice cream blocks. One student is gluten free.
 - Ice creams – Thursday
 - No other devices or toys to be brought to school.
 - Mobile Phones – if needed for walking home, placed in teachers desk during school day (not to be left in school bag).
 - If pick up arrangement change, please call the office so Deb can directly pass on information. I don't always get to my email throughout the day.
- 
- 

Questions



Canberra



iPads

Bring to school each day.

Charge to last the day and with OttoBox.

Responsibilities of Users

1. Students must comply with the rules for accessing technology resources in this document.

Permitted use of technology resources

2. Students must only access Our Lady of Dolours School technology resources for schoolwork. Students

- must not:
 - a. buy or sell items or services over the internet;
 - b. **access or enter chat rooms;**
 - c. **access, post or send inappropriate internet or email content, especially content that is illegal, dangerous, obscene or offensive;**
 - d. amend documents created by another student without that student's consent;
 - e. **download, install or use unauthorised computer programs;**
 - f. deliberately install computer viruses or other malicious programs;
 - g. **gain unauthorised access to any system by any means;**
 - h. use technology resources to attack or compromise another system or network;
 - i. access or intercept emails sent to other persons.

iPads

Confidentiality and Cyber safety

3. Students should be aware that material they post on Internet sites (including Facebook and other social media sites) is public. The content of public posts may have personal implications for students if, for example, potential employers access that material. The content of posts also reflects on our educational institution and community as a whole. Once information is on the internet it may not be possible to remove it.

4. Students should not display personal information about themselves or others in a way which is public. For example, students should not post their own or anyone else's address, telephone number or other personal details on the Internet or communicate these details in emails. Students should not distribute someone else's personal information without their permission.


iPads

Policy and Procedures Conditions of Use of Computer and Internet Resources

Conditions of Use of Computer and Internet Resources Consent Form

V4 Page 2

1 July 2017

5. Where disclosure of personal information is made through authorised avenues (e.g. by the use of email or an official website), users should be aware that invasions of privacy may sometimes occur and it is outside Our Lady of Dolours' control to prevent such instances from occurring.
 6. Students should be aware that persons on the Internet might not be who they say they are. Students must not arrange to meet persons who they have met on the Internet.
 7. The operation and maintenance of technology resources often requires the backup and caching of data, the logging of activity and the monitoring of general usage patterns and as such, complete confidentiality and privacy cannot be guaranteed. Our Lady of Dolours School may also be required to inspect or provide copies of electronic communications where required to by law, or where the investigation of possible misuses of technology resources is required.
 8. 'Cloud' based tools and services may be used for data storage and learning opportunities. We are aware that these services may store data on servers located outside Australia.
- 

iPads

Cyber Bullying and defamation

9. Students must not use email or the Internet to say mean, rude or unkind things about other people or send threatening, harassing or offensive messages. Improper use of technology resources could amount to defamation.

Security

10. Students must perform a virus check on all attachments received by email and on all storage devices (e.g. USB, Discs, music devices, etc.) before opening. Students must ask for assistance if they are unsure as to how to perform a virus check or the virus check identifies a problem with the attachment/disk.

11. Students must select a secure password and keep their username and password information private. The password should be changed regularly and should be difficult for other people to guess. Students must log off at the end of their computer session.

12. Students must not use another person's name and password to access resources.

13. Students must report a suspected breach of security to a teacher.